

TELANGANA TRIBAL WELFARE RESIDENTIAL

DEGREE COLLEGE(GIRLS)

KHAMMAM

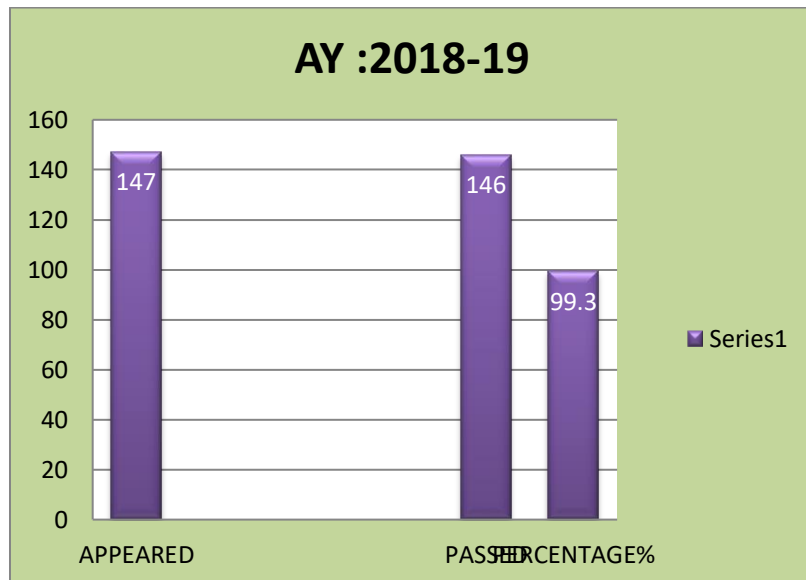
DEPARTMENT OF ENGLISH

RESULT ANALYSIS(AY : 2018-2019)

S.NO	GROUP	APPEARED	PASSED	PERCENTAGE
1	MPC	25	25	100
2	MPCS	25	25	100
3	BZC	24	24	100
4	B.COM(G)	19	19	100
5	B.COM(CA)	28	28	100
6	BA	26	25	96
7	MPC	25	25	100
8	TOTAL	147	146	99.3%

OVERALL RESULT ANALYSIS(AY : 2018-19)

S.NO	YEAR/AY	2018-19		
		APPEARED	PASSED	PERCENTAGE%
1	I-YEAR	147	146	99.3



TELANGANA TRIBAL WELFARE RESIDENTIAL

DEGREE COLLEGE(GIRLS)

KHAMMAM

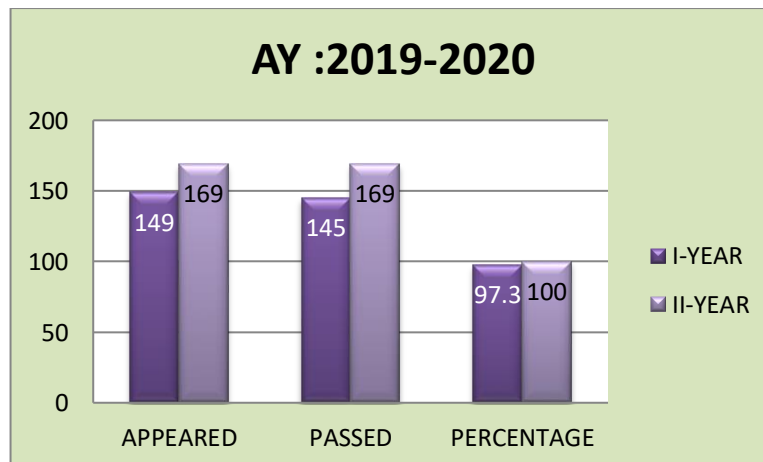
DEPARTMENT OF ENGLISH

RESULT ANALYSIS(AY :2019-20)

GROUP	I-YEAR			II-YEAR		
	APPEARED	PASSED	PERCENTAGE	APPEARED	PASSED	PERCENTAGE
MPC	22	22	100	24	24	100
MPCS	39	39	100	24	24	100
BZC	30	30	100	22	22	100
B.COM(G)	28	28	100	16	16	100
B.COM(CA)	27	27	100	28	28	100
BA	33	33	100	25	25	100
TOTAL	179	179	100%	139	139	100%

OVERALL RESULT ANALYSIS(AY : 2019-20)

S.NO	YEAR/AY	2019-20		
		APPEARED	PASSED	PERCENTAGE%
1	I-YEAR	179	179	100
2	II-YEAR	139	139	100



TELANGANA TRIBAL WELFARE RESIDENTIAL

DEGREE COLLEGE(GIRLS)

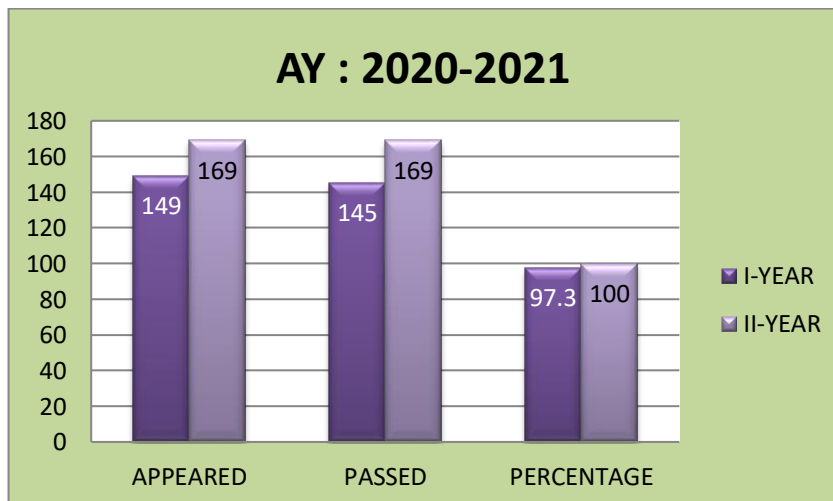
KHAMMAM

DEPARTMENT OF ENGLISH RESULT ANALYSIS(AY :2020-21)

GROUP	I-YEAR			II-YEAR		
	APPEARED	PASSED	PERCENTAGE	APPEARED	PASSED	PERCENTAGE
MPC	24	24	100	22	22	100
MPCS	29	29	100	37	37	100
BZC	26	26	100	28	28	100
MBZC	18	18	100	-	-	-
B.COM(G)	26	26	100	27	27	100
B.COM(CA)	33	33	100	27	27	100
BA	30	30	100	30	30	100
TOTAL	186	186	100	171	171	100

OVERALL RESULT ANALYSIS(AY : 2020-21)

S.NO	YEAR/AY	2020-21		
		APPEARED	PASSED	PERCENTAGE%
1	I-YEAR	186	186	100
2	II-YEAR	171	171	100



TELANGANA TRIBAL WELFARE RESIDENTIAL

DEGREE COLLEGE(GIRLS)

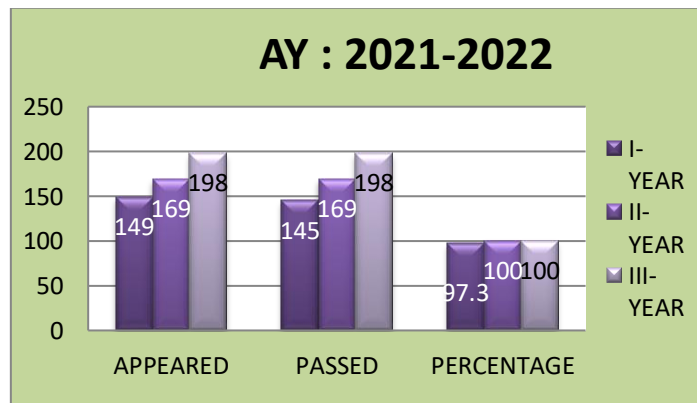
KHAMMAM

DEPARTMENT OF ENGLISH RESULT ANALYSIS(AY :2021-22)

GROUP	I-YEAR			II-YEAR			II-YEAR		
	APPEARE D	PASSE D	PERCENTAG E	APPEARE D	PASSE D	PERCENTAG E	APPEARE D	PASSE D	PERCENTAG E
MPC	22	22	100	22	22	100	19	19	100
MPCS	29	29	100	25	25	100	28	28	100
MSDS	21	21	100	0	0	0	0	0	0
BZC	26	26	100	26	26	100	26	26	100
MBZC	24	19	79	18	17	94.4	0	0	0
B.COM(G)	27	24	88.8	26	26	100	28	28	100
B.COM(CA)	34	31	91	31	31	100	25	25	100
BA	32	32	100	30	29	96.6	23	23	100
TOTAL	215	204	94.8	178	176	98.8	149	149	100

OVERALL RESULT ANALYSIS(AY : 2021-22)

S.NO	YEAR/AY	2021-22		
		APPEARED	PASSED	PERCENTAGE%
1	I-YEAR	215	204	94.8
2	II-YEAR	178	176	98.8
3	III-YEAR	149	149	100



TELANGANA TRIBAL WELFARE RESIDENTIAL

DEGREE COLLEGE(GIRLS)

KHAMMAM

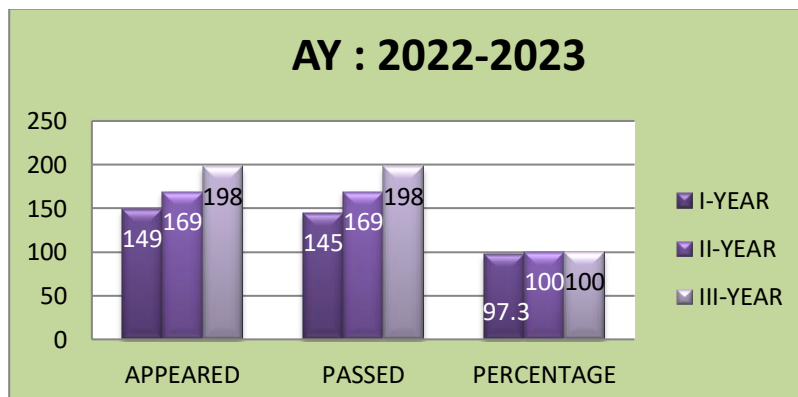
DEPARTMENT OF ENGLISH

RESULT ANALYSIS(AY :2022-23)

GROUP	I-YEAR			II-YEAR			II-YEAR		
	APPEARED	PASSED	PERCENTAGE	APPEARED	PASSED	PERCENTAGE	APPEARED	PASSED	PERCENTAGE
MPC	5	5	100	22	22	100	22	22	100
MPCS	18	18	100	28	28	100	24	24	100
MSDS	11	11	100	19	19	100	0	0	0
BZC	27	27	100	24	24	100	25	25	100
MBZC	21	21	100	23	23	100	18	18	100
B.COM(G)	22	22	100	23	22	95.6	26	26	100
B.COM(CA)	36	36	100	31	31	100	30	30	100
BA	34	34	100	33	33	100	28	28	100
TOTAL	174	174	100	203	202	99.5	173	173	100

OVERALL RESULT ANALYSIS(AY : 2022-23)

S.NO	YEAR/AY	2022-23		
		APPEARED	PASSED	PERCENTAGE%
1	I-YEAR	174	174	100
2	II-YEAR	203	202	99.5
3	III-YEAR	173	173	100



TELANGANA TRIBAL WELFARE RESIDENTIAL

DEGREE COLLEGE(GIRLS)

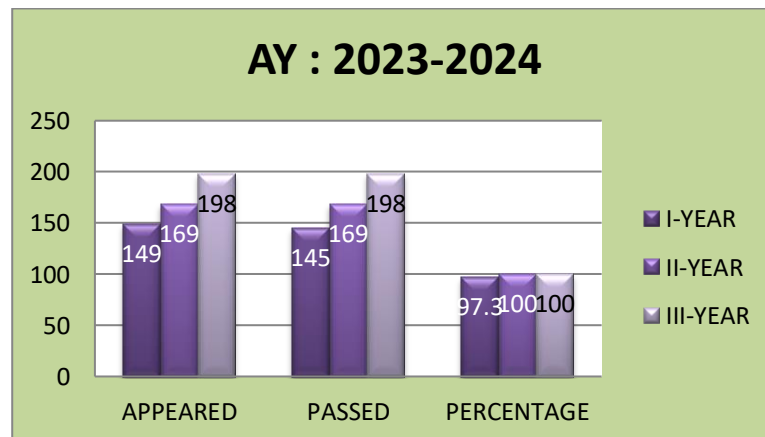
KHAMMAM

DEPARTMENT OF ENGLISH RESULT ANALYSIS(AY :2023-24)

GROUP	I-YEAR			II-YEAR			II-YEAR		
	APPEARED	PASSED	PERCENTAGE	APPEARED	PASSED	PERCENTAGE	APPEARED	PASSED	PERCENTAGE
MPC	4	4	100	5	5	100	21	21	100
MPCS	8	8	100	17	17	100	28	28	100
MSDS	8	8	100	11	11	100	18	18	100
BZC	26	25	96	25	25	100	23	23	100
MBZC	6	5	83	20	20	100	23	23	100
B.COM(G)	24	23	95	22	22	100	23	23	100
B.COM(CA)	37	36	97	35	35	100	29	29	100
BA	36	36	100	34	34	100	33	33	100
TOTAL	149	145	97.3	169	169	100	198	198	100

OVERALL RESULT ANALYSIS(AY : 2023-24)

S.NO	YEAR/AY	2023-24		
		APPEARED	PASSED	PERCENTAGE%
1	I-YEAR	149	145	97.3
2	II-YEAR	169	169	100
3	III-YEAR	198	198	100



TELANGANA TRIBAL WELFARE RESIDENTIAL

DEGREE COLLEGE(GIRLS)

KHAMMAM

DEPARTMENT OF ENGLISH

OVERALL RESULT ANALYSIS

ACADEMIC YEAR	APPEARED	PASSED	PERCENTAGE
2018-2019	147	146	99.3
2019-2020	318	318	100
2020-2021	357	357	100
2021-2022	542	529	97.6
2022-2023	550	549	99.8
2023-2024	516	512	99.2

